



Aurangabad Paper Mills Limited

Regd. Office : M. I. D. C. Paithan, Dist. Aurangabad - 431 148, Maharashtra.
Aurangabad Office : Opposite Municipal School, Bansilal Nagar, Aurangabad - 431 005 (INDIA).
Phones : (0240) 2333803 • 5623844 • E-mail : apm@bom3.vsnl.net.in


Ref. No.

Date :

Introductory sub-table (I)(a)

Name of the Company: Aurangabad Paper Mills Limited			
Scrip Code, Name of the scrip, class of security: 50232			
Quarter ended: 31st December, 2011			
Partly paid-up shares:-			
	No. of partly paid-up shares	As a % of total no. of partly paid-up shares	As a % of total no. of shares of the company
Held by promoter/ promoter group	0	0	0
Held by public	0	0	0
Total - D	0	0	0
Outstanding convertible securities:-			
	No. of outstanding securities	As a % of total no. of outstanding convertible securities	As a % of total no. of shares of the company, assuming full conversion of the convertible
Held by	0	0	0
Held by public	0	0	0
Total - E	0	0	0
Warrants:-			
	No. of warrants	As a % of total no. of warrants	As a % of total no. of shares of the company, assuming full conversion
Held by	0	0	0
Held by public	0	0	0
Total - F	0	0	0
Total paid-up capital of the company, assuming full conversion of			
	0	0	0

For AURANGABAD PAPER MILLS LTD


EXECUTIVE DIRECTOR

Mumbai Office : 171/B, Mittal Tower, 210, Nariman Point, Mumbai - 400 021.
Phone : (022) 2285 2247 / 2283 5521 • Fax : (022) 2285 6834

Statement Showing Shareholding Pattern

Category code	Category of Shareholder	Table (I)(a)			Total shareholding as a percentage of total number of shares		Shares Pledged or otherwise encumbered	
		Number of Shareholders	Total number of shares	Number of shares held in dematerialized form	As a percentage of (A+B) ¹	As a percentage of (A+B+C)	Number of shares	As a percentage
		(III)	(IV)	(V)	(VI)	(VII)	(VIII)	=(VIII)/(IV)*1
(A)	Shareholding of Promoter and Promoter							
1	Indian							
(a)	Individuals/ Hindu Undivided Family	57	147076	106701	2.53	2.53	0	0.00
(b)	Central Government/ State Government(s)	0			0.00	0.00	0	0.00
(c)	Bodies Corporate	10	2109677	1876792	36.29	36.29	0	0.00
(d)	Financial Institutions/ Banks	0			0.00	0.00	0	0.00
(e)	Any Others(Specify)	0			0.00	0.00	0	0.00
(e-i)					0.00	0.00	0	0.00
(e-ii)								
	Sub Total(A)(1)	67	2256753	1983493	38.81	38.81	0	0.00
2	Foreign							
a	Individuals (Non-Residents Individuals/ Foreign Individuals)				0.00	0.00	0	0.00
b	Bodies Corporate				0.00	0.00	0	0.00
c	Institutions				0.00	0.00	0	0.00
d	Any Others(Specify)							



d-i					0.00	0.00	0	0.00
d-ii					0.00	0.00	0	0.00
	Sub Total(A)(2)	0	0	0	0	0	0	0
	Total Shareholding of Promoter and	67	2256753	1983493	38.81	38.81	0	0.00
(B)	Public shareholding							
1	Institutions							
(a)	Mutual Funds/ UTI	7	31700	0	0.55	0.55	0	0.00
(b)	Financial Institutions / Banks	7	7450	0	0.13	0.13	0	0.00
(c)	Central Government/ State Government(s)							
(d)	Venture Capital Funds	1	900	900	0.00	0.00	0	0.00
(e)	Insurance Companies				0.02	0.02	0	0.00
(f)	Foreign Institutional Investors	21	0	0	0.00	0.00	0	0.00
(g)	Foreign Venture Capital Investors				0.00	0.00	0	0.00
(h)	Any Other (specify)				0.00	0.00	0	0.00
(h-i)					0.00	0.00	0	0.00
(h-ii)					0.00	0.00	0	0.00
	Sub-Total (B)(1)	36	40050	900	0.69	0.69	0	0.00
B 2	Non-institutions							
(a)	Bodies Corporate	140	215194	188711	3.70	3.70	0	0.00
(b)	Individuals							
I	Individuals -i. Individual shareholders holding nominal share capital up to Rs 1 lakh	6782	2194255	1526156	37.74	37.74	0	0.00



II	ii. Individual shareholders holding nominal share capital in excess of Rs. 1 lakh.	36	1057315	1057315	18.19	18.19	0	0.00
(c)	Any Other (specify)				0.00	0.00	0	0.00
(c-i)	NRI	21	50571	48671	0.87	0.87	0	0.00
(c-ii)					0.00	0.00	0	0.00
							0	0.00
							0	0.00
	Sub-Total (B)(2)	6979	3517335	2820853	60.50	60.50	0	0.00
							0	0.00
(B)	Total Public Shareholding (B)= (B)(1)+(B)(2)	7015	3557385	2821753	61.19	61.19	0	0.00
							0	0.00
	TOTAL (A)+(B)	7082	5814138	4805246	100.00	100.00	0	0.00
(C)	Shares held by Custodians and against which Depository Receipts have been issued							
1	Promoter and Promoter Group	0	0	0	0	0.00	0	0.00
2	Public	0	0	0	0	0.00	0	0.00
	Sub-Total (C)	0	0	0			0	0
	GRAND TOTAL (A)+(B)+(C)	7082	5814138	4805246		100.00	0	0.00

For AURANGABAD PAPER MILLS LTD

Amith
EXECUTIVE DIRECTOR

Sr.No	Notes
1	N. A .
2	
3	
4	
5	
6	
7	
8	
9	




D)(b) Statement showing holding of securities (including shares, warrants, convertible securities) of persons belonging to category "Promoter and Promoter Group"

Sr. No.	Name of the shareholder	Details of Shares held		Encumbered shares (*)			Details of warrants		Details of convertible securities		Total shares (including underlying shares assuming full conversion of warrants and convertible securities) as a % of diluted share capital
		Number of shares held	As a % of grand total (A)+(B)+(C)	No.	As a percentage	As a % of grand total (A)+(B)+(C) of sub-clause (I)(a)	Number of warrants held	As a % total number of warrants of the same class	Number of convertible securities held	As a % total number of convertible securities of the same class	
(I)	(II)	(III)	(IV)	(V)	(VI)=(V)/(III)*100	(VII)	(VIII)	(IX)	(X)	(XI)	(XII)
1	Badal Mittal	825	0.01		0.00	0.00	0	0	0	0	0
2	Parmeshwar G. Mittal	225	0.00		0.00	0.00	0	0	0	0	0
3	Shankarlal Mittal	225	0.00		0.00	0.00	0	0	0	0	0
4	Ajay Mittal	125	0.00		0.00	0.00	0	0	0	0	0
5	Anil S. Mittal	250	0.00		0.00	0.00	0	0	0	0	0
6	Anoop Mittal	125	0.00		0.00	0.00	0	0	0	0	0
7	Anuja Mittal	125	0.00		0.00	0.00	0	0	0	0	0
8	Arun Mittal	19675	0.34		0.00	0.00	0	0	0	0	0
9	Ashok V. Mittal	17575	0.30		0.00	0.00	0	0	0	0	0
10	Ashok Dalmia	1100	0.02		0.00	0.00	0	0	0	0	0
11	Aswin Ramesh Mittal	175	0.00		0.00	0.00	0	0	0	0	0
12	Balkishan S. Poddar	2400	0.04		0.00	0.00	0	0	0	0	0
13	Brahmdudd G. Mittal	375	0.01		0.00	0.00	0	0	0	0	0
14	Bharatkumar Radhakrishna Ruia	1000	0.02		0.00	0.00	0	0	0	0	0
15	D.R. Jhunjhunwala	1000	0.02		0.00	0.00	0	0	0	0	0

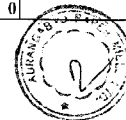


16	Gangadevi G. Mittal	125	0.00	0.00	0.00	0	0	0	0	0
17	Geetadevi B. Mittal	125	0.00	0.00	0.00	0	0	0	0	0
18	Givubdrum G. Mittal	725	0.01	0.00	0.00	0	0	0	0	0
19	Gouridutt Mittal - HUF Karta Maliram Mittal	4550	0.08	0.00	0.00	0	0	0	0	0
20	Govindram Mittal	1000	0.02	0.00	0.00	0	0	0	0	0
21	Hemant Mehta	100	0.00	0.00	0.00	0	0	0	0	0
22	Kantadevi P. Mittal	125	0.00	0.00	0.00	0	0	0	0	0
23	Kishan M. Mittal	375	0.01	0.00	0.00	0	0	0	0	0
24	Kishore Mittal	37325	0.64	0.00	0.00	0	0	0	0	0
25	Kusum M. Mittal	125	0.00	0.00	0.00	0	0	0	0	0
26	Leelavati Cadilal Vora	4850	0.08	0.00	0.00	0	0	0	0	0
27	Mahendra G. Mittal	250	0.00	0.00	0.00	0	0	0	0	0
28	Maliram Mittal & Bros HUF	5450	0.09	0.00	0.00	0	0	0	0	0
29	Manju Mittal	125	0.00	0.00	0.00	0	0	0	0	0
30	Narbadaevi S. Mittal	125	0.00	0.00	0.00	0	0	0	0	0
31	Omprakash M. Mittal	375	0.01	0.00	0.00	0	0	0	0	0
32	Pushpa R. Mittal	125	0.00	0.00	0.00	0	0	0	0	0
33	Pushpadevi V. Mittal	125	0.00	0.00	0.00	0	0	0	0	0
34	Rahul Mittal	125	0.00	0.00	0.00	0	0	0	0	0
35	Rajendra G. Mittal	250	0.00	0.00	0.00	0	0	0	0	0
36	Ramesh B. Mittal	100	0.00	0.00	0.00	0	0	0	0	0
37	Rahul R. Mittal	175	0.00	0.00	0.00	0	0	0	0	0
38	Sanjay Mittal	125	0.00	0.00	0.00	0	0	0	0	0
39	Secma Mittal	125	0.00	0.00	0.00	0	0	0	0	0
40	Shailendra Mittal H.U.F.	125	0.00	0.00	0.00	0	0	0	0	0
41	Shanilendra P. Mittal	125	0.00	0.00	0.00	0	0	0	0	0
42	Sheela R. Mittal	125	0.00	0.00	0.00	0	0	0	0	0
43	Sitadevi M. Mittal	125	0.00	0.00	0.00	0	0	0	0	0
44	Sunil P. Mittal	125	0.00	0.00	0.00	0	0	0	0	0
45	Suita L. Agarwal	125	0.00	0.00	0.00	0	0	0	0	0
46	Suresh Mittal	250	0.00	0.00	0.00	0	0	0	0	0
47	Suresh Mittal H.U.F./	125	0.00	0.00	0.00	0	0	0	0	0
48	Sushila Mittal	125	0.00	0.00	0.00	0	0	0	0	0
49	Shankar R. Jhunjhunwala	750	0.01	0.00	0.00	0	0	0	0	0
50	Sarla Dalmia	300	0.01	0.00	0.00	0	0	0	0	0
51	Sheetal Machhar	5000	0.09	0.00	0.00	0	0	0	0	0
52	Suresh Mittal	14250	0.25	0.00	0.00	0	0	0	0	0
53	Uma O. Mittal	125	0.00	0.00	0.00	0	0	0	0	0



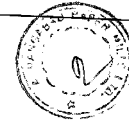
54	Usha R. Jhunjhunwala	750	0.01		0.00	0.00	0	0	0	0	0
55	Vishwanath G. Mittal	250	0.00		0.00	0.00	0	0	0	0	0
56	Vijay T. Pamnani	3450	0.06		0.00	0.00	0	0	0	0	0
57	Vishwanath Mittal	18851	0.32		0.00	0.00	0	0	0	0	0
58	Agani Investments Pvt. Ltd	883866	15.20		0.00	0.00	0	0	0	0	0
59	Ambrosia Holdings Pvt. Ltd.	6868	0.12		0.00	0.00	0	0	0	0	0
60	Bidhata Investment & Finance Pvt. Ltd.	147627	2.54		0.00	0.00	0	0	0	0	0
61	Birthright Holding Pvt. Ltd	1400	0.02		0.00	0.00	0	0	0	0	0
62	Matushree Housing Pvt. Ltd.	70500	1.21		0.00	0.00	0	0	0	0	0
63	Matushree Developers Pvt. Ltd.	500	0.01		0.00	0.00	0	0	0	0	0
64	Sagarkanya Inv. & Fin. Pvt. Ltd.	3120	0.05		0.00	0.00	0	0	0	0	0
65	Seawell Holdings Pvt. Ltd.	80	0.00		0.00	0.00	0	0	0	0	0
66	Susmit Investment & Finance Pvt. Ltd.	991656	17.06		0.00	0.00	0	0	0	0	0
67	Vishwabharati Holdings Pvt. Ltd.	4060	0.07		0.00	0.00	0	0	0	0	0
TOTAL		2256753	38.81	0	0.00	0.00	0	0	0	0	0

(*) The term "encumbrance" has the same meaning as assigned to it in regulation 28(3) of the SAST Regulations, 2011



(I)(c)(i) Statement showing holding of securities (including shares, warrants, convertible securities) of persons belonging to the category "Public" and holding more than 1% of the total number of shares

Sr. No.	Name of the shareholder	Number of shares held	Shares as a percentage of total number of shares {i.e., Grand Total (A)+(B)+(C) indicated in Statement at para (I)(a) above}	Details of warrants		Details of convertible securities		Total shares (including underlying shares assuming full conversion of warrants and convertible securities) as a % of diluted share capital
				Number of warrants held	As a % total number of warrants of the same class	Number of convertible securities held	% w.r.t total number of convertible securities of the same class	
1	Shailbala Kailashchandra Chaudhar	312470	5.37	0	0	0	0	0
2	Ramesh Kumar Saini	112762	1.94	0	0	0	0	0
3	Deepa Kailashchandra Chaudhar	65379	1.12	0	0	0	0	0
4								
5					#DIV/0!		#DIV/0!	
6					#DIV/0!		#DIV/0!	
7					#DIV/0!		#DIV/0!	
8					#DIV/0!		#DIV/0!	
9					#DIV/0!		#DIV/0!	
10					#DIV/0!		#DIV/0!	
					#DIV/0!		#DIV/0!	
					#DIV/0!		#DIV/0!	
TOTAL		490611	8.44	0	#DIV/0!	0	#DIV/0!	0




(D)(c)(ii) Statement showing holding of securities (including shares, warrants, convertible securities) of persons (together with PAC) belonging to the category "Public" and holding more than 5% of the total number of shares of the company

Sr. No.	Name(s) of the shareholder(s) and the Persons Acting in Concert (PAC) with them	Number of shares	Shares as a percentage of total number of shares {i.e., Grand Total (A)+(B)+(C) indicated in Statement at para (I)(a) above}	Details of warrants		Details of convertible securities		Total shares (including underlying shares assuming full conversion of warrants and convertible securities) as a % of diluted share capital
				Number of warrants	As a % total number of warrants of the same class	Number of convertible securities held	% w.r.t total number of convertible securities of the same class	
1	Shailbala Kailashchandra Chaudhar	312470	5.37	0	0	0	0	0
2			0.00		#DIV/0!		#DIV/0!	
3			0.00		#DIV/0!		#DIV/0!	
4			0.00		#DIV/0!		#DIV/0!	
5			0.00		#DIV/0!		#DIV/0!	
6			0.00		#DIV/0!		#DIV/0!	
7			0.00		#DIV/0!		#DIV/0!	
8			0.00		#DIV/0!		#DIV/0!	
9			0.00		#DIV/0!		#DIV/0!	
10			0.00		#DIV/0!		#DIV/0!	
TOTAL		312470	5.37	0	#DIV/0!	0	#DIV/0!	0



(1)(d) Statement showing details of locked-in shares

Sr. No.	Name of the shareholder	Number of locked-in shares	Locked-in shares as a percentage of total number of shares (i.e., Grand Total (A)+(B)+(C) indicated in Statement at para (1)(a) above}
1	-----N. A.-----		0.00
2			0.00
3			0.00
4			0.00
5			0.00
6			0.00
7			0.00
8			0.00
9			0.00
TOTAL		0	0.00



(II)(a) Statement showing details of Depository Receipts (DRs)

Sr. No.	Type of outstanding DR (ADRs, GDRs, SDRs, etc.)	Number of outstanding DRs	Number of shares underlying outstanding DRs	Shares underlying outstanding DRs as a percentage of total number of shares {i.e., Grand Total (A)+(B)+(C) indicated in Statement at para (I)(a) above}
1	-----N.A.-----	0	0	0.00
2				0.00
3				0.00
4				0.00
5				0.00
6				0.00
7				0.00
8				0.00
9				0.00
TOTAL		0	0	0.00



(II)(b) Statement showing holding of Depository Receipts (DRs), where underlying shares held by "promoter/promoter group" are in excess of 1% of the total number of shares

Sr. No.	Name of the DR Holder	Type of outstanding DR (ADRs, GDRs, SDRs, etc.)	Number of shares underlying outstanding DRs	Shares underlying outstanding DRs as a percentage of total number of shares (i.e., Grand Total (A)+(B)+(C) indicated in Statement at para (I)(a) above}
1	-----N.A.-----	-----N.A.-----	0	0.00
2				0.00
3				0.00
4				0.00
5				0.00
6				0.00
7				0.00
8				0.00
9				0.00
TOTAL			0	0.00

